

BLDEA's SB ARTS AND KCP SCIENCE COLLEGE VIJAYAPUR

Result Analysis of B.Sc I III V semester 2019-20

Department of Mathematics

B.Sc I semester

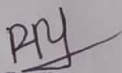
Category	Gender	2A	2B	3A	3B	GM	SC	1	ST	
Distinction	Male	12	0	4	9	2	2	3	1	33
	Female	33	1	6	34	6	5	3	1	89
I	Male	11	0	1	4	2	3	2	0	23
	Female	17	0	4	15	6	4	1	0	47
II	Male	12	1	1	5	0	6	2	0	27
	Female	17	0	1	16	4	1	7	1	47
III	Male	5	1	1	4	0	2	1	0	14
	Female	0	0	1	0	0	0	0	0	1
Failure	Male	21	0	8	13	6	6	4	0	58
	Female	21	0	3	33	3	9	5	0	74
Absentees	Male	3	0	0	0	0	0	0	0	3
	Female	0	0	0	0	0	0	0	0	0
Total		152	3	30	133	29	38	28	3	416
Appeared										413
Failure										132
Performance										68.03874

Mathematics B.Sc III semester


Category	Gender	2A	2B	3A	3B	GM	SC	1	ST	
Distinction	Male	10	0	0	16	3	4	0	0	33
	Female	40	7	3	39	15	5	1	1	111
I	Male	14	1	0	11	3	3	4	0	36
	Female	21	2	4	18	4	1	3	0	53
II	Male	11	0	0	4	2	3	2	0	22
	Female	10	0	1	5	4	2	2	0	24
III	Male	0	0	1	0	0	0	0	0	1
	Female	0	0	0	1	1	0	0	0	2
Failure	Male	11	2	1	13	2	4	1	0	34
	Female	8	0	3	18	4	2	2	0	37
Absentees	Male	1	0	0	1	0	0	0	0	2
	Female	2	0	0	0	0	0	1	0	3
Total		128	12	13	126	38	24	16	1	358
Appeared										353
Failure										71
Performance										79.88669


Mathematics B.Sc V semester

Category	Gender	2A	2B	3A	3B	GM	SC	1	ST	
Distinction	Male	10	1	1	10	0	0	4	0	26
	Female	36	4	4	29	11	5	6	0	95
I	Male	7	0	1	7	3	4	2	0	24
	Female	17	1	5	15	7	2	3	0	50
II	Male	11	0	1	7	4	4	1	0	28
	Female	16	1	3	5	6	3	2	0	36
III	Male	0	0	1	1	0	0	0	0	2
	Female	0	0	0	1	0	1	0	0	2
Failure	Male	6	0	1	15	3	4	1	0	30
	Female	11	3	2	14	9	4	1	0	44
Absentees	Male	2	0	0	0	0	0	0	0	2
	Female	0	0	0	1	1	0	0	0	2
Total		116	10	19	105	44	27	20	0	341
Appeared										74
Failure										78.04154
Performance										


H. O. D.

Department of Mathematics,
S. B. Arts & K. C. P. Science
College, BIJAPUR.


IQAC, Co-ordinator
S.B.Arts & K.C.P.Science College,
Vijayapur.


Principal,
S.B. Arts and KCP Science College
VIJAYAPUR