

BLDEA's SB ARTS AND KCP SCIENCE COLLEGE VIJAYAPUR

Result Analysis of B.Sc I III V sem 2015-16

Department of Mathematics

B.Sc I semester


Category	Gender	2A	2B	3A	3B	GM	SC	1	ST	
Distinction	Male	5	1	0	3	2	2	1	0	14
	Female	13	3	1	5	3	0	2	0	27
I	Male	4	1	1	2	2	1	1	0	12
	Female	11	2	1	4	4	2	2	0	26
II	Male	4	0	0	9	6	4	1	0	24
	Female	7	2	1	11	10	3	1	0	35
III	Male	3	0	0	1	0	0	0	0	4
	Female	0	0	0	1	0	1	0	0	2
Failure	Male	11	4	2	20	8	7	5	0	57
	Female	19	2	4	25	11	14	3	0	78
Absentees	Male	0	0	0	0	0	0	0	0	0
	Female	0	0	0	0	0	0	0	0	0
Total		77	15	10	81	46	34	16	0	279
Appeared										279
Failure										135
Performance										51.6129

Mathematics B.Sc III semester


Category	Gender	2A	2B	3A	3B	GM	SC	1	ST	
Distinction	Male	10	1	1	7	3	4	0	0	26
	Female	27	0	2	17	13	2	3	1	65
I	Male	6	1	1	2	4	1	0	0	15
	Female	14	0	1	7	0	2	0	0	24
II	Male	3	0	0	4	1	3	2	0	13
	Female	3	0	1	13	6	0	1	0	24
III	Male	0	0	0	0	0	0	0	0	0
	Female	1	0	0	0	2	0	0	0	3
Failure	Male	6	0	1	6	11	4	0	1	29
	Female	15	1	3	12	14	2	2	0	49
Absentees	Male	0	0	0	0	0	0	0	0	0
	Female	0	0	0	0	0	0	0	0	0
Total		85	3	10	68	54	18	8	2	248
Appeared										248
Failure										78
Performance										68.54839


Mathematics B.Sc V semester

Category	Gender	2A	2B	3A	3B	GM	SC	1	ST	
Distinction	Male	1	3	0	3	3	2	0	0	12
	Female	25	1	5	21	11	4	1	0	68
I	Male	3	0	2	4	3	3	1	0	16
	Female	19	2	2	13	7	2	2	0	47
II	Male	4	1	0	1	2	2	0	0	10
	Female	4	0	2	6	5	2	2	0	21
III	Male	0	0	0	0	0	0	0	0	0
	Female	0	0	0	0	1	0	0	0	1
Failure	Male	2	2	0	5	6	1	0	0	16
	Female	13	1	2	9	8	3	5	0	41
Absentees	Male	0	0	0	0	0	0	0	0	0
	Female	0	0	0	0	0	0	0	0	0
Total		71	10	13	62	46	19	11	0	232
Appeared										57
Failure										75.43103
Performance										


H. O. D.

Department of Mathematics.
S. B. Arts & K. C. P. Science
College, BIJAPUR.


IQAC, Co-ordinator
S.B.Arts & K.C.P.Science College,
Vijayapur.


Principal,
S.B. Arts and KCP Science College
VIJAYAPUR

BLDEA's SB ARTS AND KCP SCIENCE COLLEGE VIJAYAPUR

Result Analysis of B.Sc II IV VI semester 2015-16

Opt. Mathematics B.Sc II semester

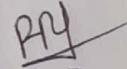
Category	Gender	2A	2B	3A	3B	GM	SC	1	ST	
Distinction	Male	4	1	0	1	2	1	1	0	10
	Female	16	2	3	9	8	1	3	0	42
I	Male	4	0	0	5	0	3	1	0	13
	Female	14	2	1	6	5	2	0	0	30
II	Male	1	0	1	2	2	2	0	0	8
	Female	4	1	0	9	5	1	1	0	21
III	Male	2	0	0	3	0	0	0	0	5
	Female	1	0	0	2	0	1	0	0	4
Failure	Male	16	2	2	18	14	8	6	0	66
	Female	14	0	3	19	10	15	4	0	65
Absentees	Male	0	0	0	0	0	0	0	0	0
	Female	0	0	0	0	0	0	0	0	0
Total		76	8	10	74	46	34	16	0	264
Appeared										264
Failure										131
Performance										50.37879

Opt. Mathematics B.Sc IV semester


Category	Gender	2A	2B	3A	3B	GM	SC	1	ST	
Distinction	Male	12	2	1	7	3	4	0	0	29
	Female	36	0	2	21	12	3	3	1	78
I	Male	3	0	0	2	1	0	0	0	6
	Female	11	0	1	9	3	1	0	0	25
II	Male	3	0	0	1	1	1	0	0	6
	Female	4	0	1	3	4	1	3	0	16
III	Male	0	0	0	0	0	0	0	0	0
	Female	0	0	0	1	1	0	0	0	2
Failure	Male	6	0	1	8	10	8	2	1	36
	Female	10	1	3	16	11	1	1	0	43
Absentees	Male	0	0	0	0	0	0	0	0	0
	Female	0	0	0	0	0	0	0	0	0
Total		85	3	9	68	46	19	9	2	241
Appeared										241
Failure										79
Performance										67.21992

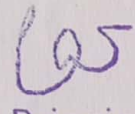
Opt. Mathematics B.Sc VI semester

Category	Gender	2A	2B	3A	3B	GM	SC	1	ST	
Distinction	Male	0	1	0	2	3	0	0	0	6
	Female	14	0	4	11	4	3	1	0	37
I	Male	1	2	1	3	1	3	1	0	12
	Female	18	2	2	12	10	1	1	0	46
II	Male	2	0	0	1	7	3	0	0	13
	Female	10	0	5	13	6	2	1	0	37
III	Male	0	0	0	0	0	0	0	0	0
	Female	0	0	0	0	0	0	0	0	0
Failure	Male	8	0	1	6	3	2	0	0	20
	Female	19	1	1	11	12	5	7	0	56
Absentees	Male	0	0	0	0	0	0	0	0	0
	Female	0	0	0	0	0	0	0	0	0
Total		72	6	14	59	46	19	11	0	227
Appeared										227
Failure										76
Performance										66.51982


H. O. D.

Department of Mathematics,
S. B. Arts & K. C. P. Science
College, BIJAPUR.


IQAC, Co-ordinator
S.B.Arts & K.C.P.Science College
Vijayapur.


Principal,
S.B. Arts and KCP Science College
VIJAYAPUR