

5.2.3 Average percentage of students qualifying in state/national/ international level examinations during the last five years (eg: IIT-JAM/CLAT/ NET/SLET/GATE/ GMAT/CAT/GRE/ TOEFL/ Civil Services/State government examinations, etc.)

Response: 2.93


5.2.3.1 Number of students qualifying in state/ national/ international level examinations (eg: IIT/JAM/ NET/ SLET/ GATE/ GMAT/CAT/GRE/ TOEFL/ Civil Services/ State government examinations, etc.) year-wise during last five years


2019-20	2018-19	2017-18	2016-17	2015-16
3	6	5	1	0

5.2.3.2 Number of students appearing in state/ national/ international level examinations (eg: JAM/CLAT/NET/ SLET/ GATE/ GMAT/CAT,GRE/ TOFEL/ Civil Services/ State government examinations) year-wise during last five years

2019-20	2018-19	2017-18	2016-17	2015-16
103	98	110	95	0

File Description	Document
Upload supporting data for the same	View Document
Number of students qualifying in state/ national/ international level examinations during the last five years (Data Template)	View Document


TQAC, Co-ordinator
 S.B.Arts & K.C.P.Science College,
 Vijayapur.


Principal,
 S.B. Arts and KCP Science College
 VIJAYAPUR

bideasbkcp@gmail.com
AISHE Id: C-9954

Education Institution

Board

IQAC

SSR

DVV

Assessment

Appeal

AQAR

Feedback

Profile Details

Helpdesk

Pages

5.2.3 **Average percentage of students qualifying in state/national/international level examinations during the last five years (eg: IIT-JAM/CLAT/ NET/SLET/GATE/ GMAT/CAT/GRE/ TOEFL/ Civil Services/State government examinations, etc.)**

5.2.3.1. **Number of students qualifying in state/ national/ international level examinations (eg: IIT/JAM/ NET/ SLET/ GATE/ GMAT/CAT/GRE/ TOEFL/ Civil Services/ State government examinations, etc.) year-wise during last five years**

HEI Input :

2019-20	2018-19	2017-18	2016-17	2015-16
3	6	5	1	0

DVV suggested Input :

2019-20	2018-19	2017-18	2016-17	2015-16
3	6	5	0	0

HEI clarification Input :

2019-20	2018-19	2017-18	2016-17	2015-16
3	6	5	1	0

Recommended Input :

2019-20	2018-19	2017-18	2016-17	2015-16
3	6	5	1	0

5.2.3.2. **Number of students appearing in state/ national/ international level examinations (eg: JAM/CLAT/NET/ SLET/ GATE/ GMAT/CAT,GRE/ TOEFL/ Civil Services/ State government examinations) year-wise during last five years**

HEI Input :

2019-20	2018-19	2017-18	2016-17	2015-16
103	98	110	95	0

Attached Documents :


- Upload supporting data for the same
- Number of students qualifying in state/ national/ international level examinations during the last five years (Data Template)

HEI input updated for Ay 2016-17 as the supporting document of Rashmi Patil is missing

The supporting document of Rashmi Patil has attached for Ay 2016-17

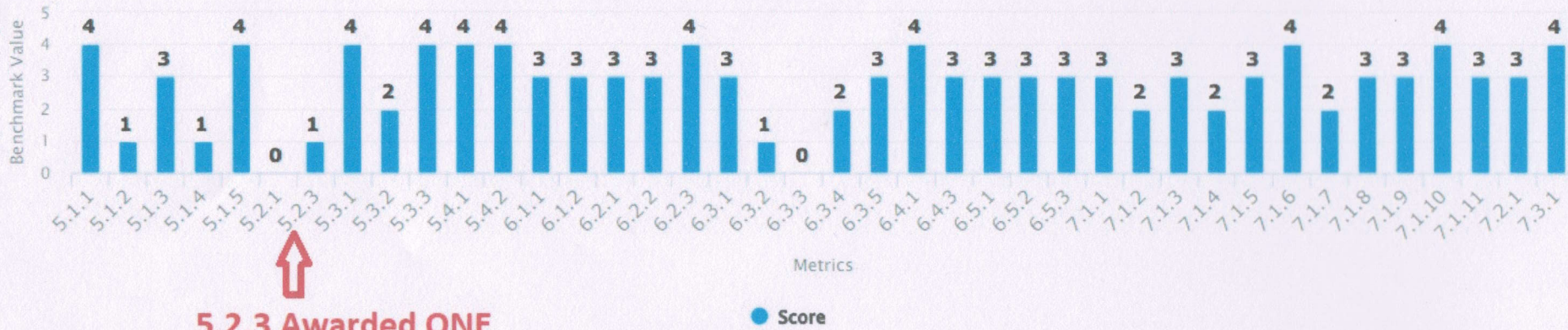
HEIs Clarification Accepted

Supporting Document:
Rashmi Patil
KSET
2016-17.pdf


IQAC, Co-ordinator
S.B.Arts & K.C.P.Science College,
Vijayapur.


Principal,
S.B. Arts and KCP Science College
VIJAYAPUR

Performance of metrics in Student Support and Progression, Governance, Leadership and Management, Institutional Values and Best Practices



5.2.3 Awarded ONE

Fig: Performance of metrics in Criteria V,VI & VII

IQAC, Co-ordinator
S.B.Arts & K.C.P.Science College,
Vijayapur.

Principal,
S.B. Arts and KCP Science College
VIJAYAPUR