

BLDEA's SB ARTS AND KCP SCIENCE COLLEGE VIJAYAPUR
Result Analysis of B.Sc I III V semester 2016-17
Department of Mathematics

B.Sc I semester

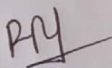
Category	Gender	2A	2B	3A	3B	GM	SC	1	ST	
Distinction	Male	5	0	0	2	0	3	2	0	12
	Female	20	3	2	16	10	6	4	0	61
I	Male	8	1	1	4	0	0	1	0	15
	Female	17	2	5	10	2	1	2	0	39
II	Male	7	0	1	3	2	3	2	0	18
	Female	14	2	1	19	5	4	3	0	48
III	Male	3	1	2	2	1	0	0	0	9
	Female	5	1	1	7	2	1	0	0	17
Failure	Male	40	3	1	27	7	14	11	0	103
	Female	24	1	4	25	11	8	4	0	77
Absentees	Male	0	0	0	0	0	0	0	0	0
	Female	0	0	0	0	0	0	0	0	0
Total		143	14	18	115	40	40	29	0	399
Appeared										399
Failure										180
Performance										54.88722


Mathematics B.Sc III semester

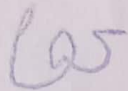
Category	Gender	2A	2B	3A	3B	GM	SC	1	ST	
Distinction	Male	3	1	0	1	2	3	1	0	11
	Female	16	1	3	8	11	3	2	0	44
I	Male	5	0	0	4	2	1	1	0	13
	Female	11	0	1	8	5	2	1	0	28
II	Male	7	0	2	8	3	3	1	0	24
	Female	9	2	0	8	5	5	1	0	30
III	Male	1	0	0	1	1	0	0	0	3
	Female	1	0	0	3	1	1	0	0	6
Failure	Male	10	2	1	11	10	5	3	0	42
	Female	6	2	3	14	5	7	2	0	39
Absentees	Male	0	0	0	0	0	0	0	0	0
	Female	0	0	0	0	0	0	0	0	0
Total		69	8	10	66	45	30	12	0	240
Appeared										240
Failure										81
Performance										66.25

Mathematics B.Sc V semester

Category	Gender	2A	2B	3A	3B	GM	SC	1	ST	
Distinction	Male	9	0	0	5	2	1	0	0	17
	Female	20	0	1	11	5	1	2	1	41
I	Male	2	0	1	3	1	1	0	0	8
	Female	14	0	2	12	7	1	1	0	37
II	Male	3	1	0	2	2	1	0	0	9
	Female	8	0	0	3	1	1	0	0	13
III	Male	0	0	0	0	0	0	0	0	0
	Female	0	0	0	1	0	0	1	0	2
Failure	Male	3	1	0	6	5	5	0	0	20
	Female	14	0	4	19	15	3	2	0	57
Absentees	Male	0	0	0	0	0	0	0	0	0
	Female	0	0	0	0	0	0	0	0	0
Total		73	2	8	62	38	14	6	1	204
Appeared										204
Failure										77
Performance										62.2549


 H. O. D.
 Department of Mathematics,
 S. B. Arts & K. C. P. Science
 College, BIJAPUR.


 IQAC, Co-ordinator
 S.B.Arts & K.C.P.Science College
 Vijayapur.


 Principal,
 S.B. Arts and KCP Science College
 VIJAYAPUR

BLDEA's SB ARTS AND KCP SCIENCE COLLEGE VIJAYAPUR
Result Analysis of B.Sc II IV VI semester 2016-17
Department of Mathematics
B.Sc II semester

Category	Gender	2A	2B	3A	3B	GM	SC	1	ST	
Distinction	Male	5	0	0	4	0	1	2	0	12
	Female	23	3	2	15	9	5	4	1	62
I	Male	5	0	0	2	0	1	1	0	9
	Female	11	0	7	18	4	2	5	0	47
II	Male	6	1	3	2	1	5	0	0	18
	Female	14	3	3	15	4	4	2	1	46
III	Male	6	1	1	5	0	0	2	0	15
	Female	8	2	0	6	5	1	0	0	22
Failure	Male	36	3	1	23	9	12	11	0	95
	Female	23	1	1	20	6	8	2	1	62
Absentees	Male	0	0	0	0	0	0	0	0	0
	Female	0	0	0	0	0	0	0	0	0
Total		137	14	18	110	38	39	29	3	388
Appeared										388
Failure										157
Performance										59.53608

B.Sc IV semester

Category	Gender	2A	2B	3A	3B	GM	SC	1	ST	
Distinction	Male	8	1	0	2	2	3	1	0	17
	Female	27	2	4	15	17	5	2	0	72
I	Male	1	0	0	5	1	0	0	0	7
	Female	4	0	0	9	3	0	1	0	17
II	Male	1	0	0	3	3	2	0	0	9
	Female	5	1	0	6	3	4	0	0	19
III	Male	4	1	2	2	1	0	0	0	10
	Female	1	0	0	3	1	1	1	0	7
Failure	Male	12	1	1	13	11	7	5	0	50
	Female	6	2	3	8	3	8	1	0	31
Absentees	Male	0	0	0	0	0	0	0	0	0
	Female	0	0	0	0	0	0	0	0	0
Total		69	8	10	66	45	30	11	0	239
Appeared										239
Failure										81
Performance										66.10879

B.Sc VI semester

Category	Gender	2A	2B	3A	3B	GM	SC	1	ST	
Distinction	Male	3	0	0	1	2	1	0	0	7
	Female	11	0	0	7	5	0	1	1	25
I	Male	4	1	0	4	0	0	0	0	9
	Female	11	0	1	8	4	1	1	0	26
II	Male	3	1	1	3	3	4	0	0	15
	Female	15	0	2	10	2	2	0	0	31
III	Male	3	0	0	2	0	1	0	0	6
	Female	0	0	0	1	1	1	2	0	5
Failure	Male	3	0	0	6	5	2	0	0	16
	Female	18	0	4	20	15	2	1	0	60
Absentees	Male	1	0	0	0	0	0	0	0	1
	Female	0	0	0	0	0	0	0	0	0
Total		72	2	8	62	37	14	5	1	201
Appeared										76
Failure										62
Performance										

PPY

H. O. D.

Department of Mathematics,
S. B. Arts & K. C. P. Science
College, BIJAPUR.

[Signature]

IQAC, Co-ordinator
S.B.Arts & K.C.P.Science College
Vijayapur.

[Signature]

Principal,
S.B. Arts and KCP Science College
VIJAYAPUR